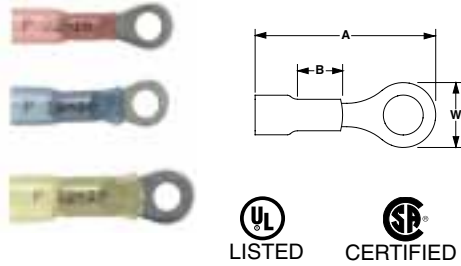


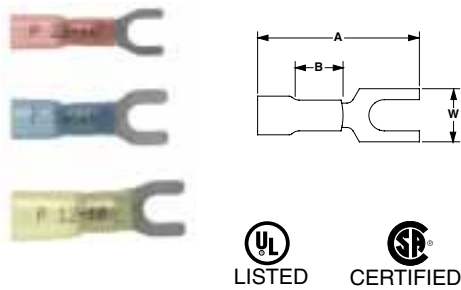
HEAT SHRINK TERMINALS

- Heat shrinkable polyolefin with hot melt sealant
- Minimum shrink temperature: 300° F (150° C)
- Brazed Seam
- Large insulation O.D. for ease of wire insertion prior to shrinking

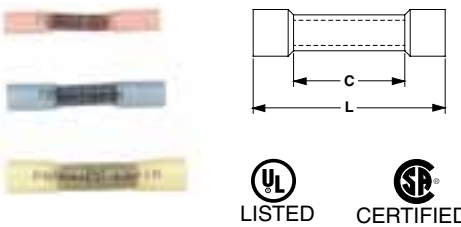
Ring Terminals



Fork Terminals



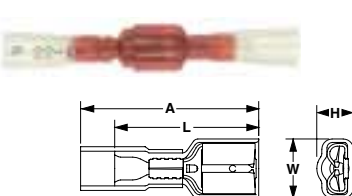
Butt Splices



PANDUIT® Part Number	Wire Range	Color Code	Max. Ins.	Stud Size	Dimensions (In.)			Std. Pkg. Qty.	Std. Ctn. Qty.	Bulk Pkg. Qty.	Bulk Ctn. Qty.	Crimp Tools	
					B	W	A						
PH18-6R-Q	22-18	Red	.170	#6	.25	.25	1.05	25	125	—	—	CT-310	
PH18-8R-Q			.170	#8	.25	.31	1.08	25	125	—	—		
PH18-10R-Q			.170	#10	.25	.31	1.08	25	125	—	—		
PH18-14R-Q			.170	1/4"	.25	.47	1.30	25	125	—	—		
PH14-6R-Q	16-14	Blue	.190	#6	.25	.31	1.06	25	125	—	—		
PH14-8R-Q			.190	#8	.25	.31	1.03	25	125	—	—		
PH14-10R-Q			.190	#10	.25	.31	1.12	25	125	—	—		
PH14-14R-Q			.190	1/4"	.25	.46	1.24	25	125	—	—		
PH14-56R-Q			.190	5/16"	.25	.46	1.27	25	125	—	—		
PH14-38R-Q	.190	3/8"	.25	.53	1.26	25	125	—	—				
PH10-8R-E	12-10	Yellow	.240	#8	.25	.37	1.22	20	100	—	—		
PH10-10R-E			.240	#10	.25	.37	1.20	20	100	—	—		
PH10-14R-E			.240	1/4"	.25	.52	1.41	20	100	—	—		
PH10-38R-E			.240	3/8"	.25	.59	1.45	20	100	—	—		
PH10-12R-E			.240	1/2"	.25	.72	1.54	20	100	—	—		
PH18-6F-Q	22-18	Red	.170	#6	.25	.32	1.04	25	125	—	—	CT-310	
PH18-8F-Q			.170	#8	.25	.32	1.04	25	125	—	—		
PH18-10F-Q			.170	#10	.25	.32	1.04	25	125	—	—		
PH14-6F-Q	16-14	Blue	.190	#6	.25	.38	1.14	25	125	—	—		
PH14-8F-Q			.190	#8	.25	.38	1.04	25	125	—	—		
PH14-10F-Q			.190	#10	.25	.38	1.07	25	125	—	—		
PH10-8F-E	12-10	Yellow	.240	#8	.25	.38	1.15	20	100	—	—		
PH10-10F-E			.240	#10	.25	.38	1.15	20	100	—	—		
					Dimensions (In.)								
					C	—	L						
BSH18-Q	22-18	Red	.170	—	.58	—	1.45	25	125	—	—		CT-310
BSH14-Q	16-14	Blue	.190	—	.58	—	1.45	25	125	—	—		
BSH10-E	12-10	Yellow	.240	—	.74	—	1.64	20	100	—	—		

Order the number of pieces required in multiples of standard package quantities.
 E = 20 pcs. and Q = 25 pcs.
 Prime items appear in **BOLD**.

Disconnects



PANDUIT Part Number	Wire Range	Color Code	Max. Ins.	Dimensions (In.)				Type	Std. Pkg. Qty.	Std. Ctn. Qty.	Bulk Pkg. Qty.	Bulk Ctn. Qty.	Crimp Tools
				A	W	H	L						
DNH18-250FIM-Q	22-18	Red	.133	.90	.41	.31	1.50	Male	25	125	—	—	CT-310
DNH18-250FIB-Q			.132	.84	.35	.22	1.44	Female	25	125	—	—	
DNH14-250FIM-Q	16-14	Blue	.158	.90	.41	.31	1.50	Male	25	125	—	—	
DNH14-250FIB-Q			.156	.84	.35	.22	1.44	Female	25	125	—	—	
DNH10-250FI-E	12-10	Yellow	.230	.96	.35	.27	1.44	Female	20	100	—	—	

Order the number of pieces required in multiples of standard package quantities.
 E = 20 pcs. and Q = 25 pcs.
 Prime items appear in **BOLD**.